

## Hiawatha

by Scott Wichmann

Music by Jason Marks

Audience: Students in Kindergarten  
- 5th grade

### Additional Resources:

Carnegie Museum of Natural  
History: Iroquois Confederacy  
<http://www.carnegiemnh.org/online/indians/iroquois/confederacy.html>

Cayuga Nation: People of the Great  
Swamp  
<http://www.cayuganation-nsn.gov/>


Maine Historical Society: Longfellow  
(includes *The Song of Hiawatha*)  
<http://www.hwlongfellow.org/>

Oneida Tribe of Indians of Wisconsin  
<http://www.oneidanation.org>

Onondaga Nation: People of the Hills  
<http://www.onondaganation.org/>

Saint Regis Mohawk Tribe  
[http://www.srmt-nsn.gov/government/culture\\_and\\_history](http://www.srmt-nsn.gov/government/culture_and_history)

Seneca: Nation of Indians  
<https://sni.org/>



Approximately 150 years before the first permanent English colony at Jamestown, the Iroquois Confederacy was an alliance of five Native American tribes: the Seneca, Cayuga, Oneida, Onandaga, and Mohawk. The Iroquois Confederacy represented the first system of government in North America. Based on the story of Hiawatha, whose heroic legend as an Iroquois peacemaker was immortalized in Longfellow's 1855 epic poem, *Song of Hiawatha*, Native American history and culture come to life in this musical theatre adventure for your students.

### Legend

"As they rolled downhill through history, fact combined with folklore to become legend."  
- from *Hiawatha*

A **legend** is a story handed down from the past. Many regard legends as history, but they are a mix of folklore and history.

# Communicating the Great Peace: Wampum

Near the end of the play, Hiawatha gives the people of the Five Nations the message of a Great Peace. Hiawatha holds up the Wampum of the Five Nations which he has fashioned himself. Wampum is created from clam shell beads. It is a beaded belt thought of as a "living record." The messages and teachings of the Great Peace were handed down through the spoken word and "written" into the symbols on wampum.

## Make Your Own Wampum


1. Write two or three words that your wampum will **symbolize** (represent or stand for).

-----

2. Use the grid to create a **pattern** (a design that repeats) using blue, white, and tan colored pencils.

3. Using 4 chenille stems (pipe cleaners - one for each row of your grid), create your pattern using blue, white, and tan plastic beads. To fasten the ends of our wampum, twist the ends of the stems.

4. Share your wampum message with a friend. Explain its meaning.



## Supplies You Will Need


Chenille stems (pipe cleaners): 4 per student

Blue, white, and tan plastic beads (enough for each student to have approximately 100 beads).

*\*This activity may also be done in pairs.*



Wampum belt, Iroquois and Agonkian, commemorating peace treaty in the 17<sup>th</sup> century. Exhibit from the Native American Collection, Peabody Museum, Harvard University, Cambridge, Massachusetts, USA. Image is in the public domain.



## Matching Words of the Great Peace

The following terms are from phrases uttered by Hiawatha. Match each **verb** with a **noun** to make a phrase about the Great Peace. One is done for you.

- |        |       |          |
|--------|-------|----------|
| bury   | _____ | courage  |
| take   | _____ | anger    |
| show   | _____ | family   |
| banish | _____ | fear     |
| honor  | _____ | a chance |

# Stronger Together

*"As is the will of the Great Spirit, to each of you, I will impart a skill. When the time comes for you to face great challenges as one people, you will use your skills to become stronger together than you are apart:*

*To the people of the Seneca, I give you swift feet to outrun even the fastest animals in this land.*

*To the people of the Cayuga, I give you the skill to guide the canoe over the roughest of rivers, and you shall glide over the water like the skimming bird or darting fish.*


*To the Onondaga, I give you the skill to speak the mind of the Great Spirit to all you encounter, your tongue shall speak truth and wisdom.*

*To the Oneidas, I give you the skill to create, to make homes and tools and weapons to sustain yourselves.*

*To the Mohawks, I give you the skill to hunt with sure aim, and you shall become great and fierce warriors to protect the lands which give you bounty."*

- from *Hiawatha*

In the box below, illustrate a scene showing each of the members of the Five Nations using their skills to work together. Then, in the space provided, tell what you think it means to say, "Use your skills to become stronger together than you are apart."



---

---

---

---

---

---

## Cooperative Learning

Ask the students to form a circle, holding hands. Explain that, for this activity, the group is going to work together without breaking the circle. Drop a balloon into the circle. See how many times students can work together to tap the balloon into the air (using anything except for their feet), keeping it up in the air, without losing connection. Students must work together to be successful with this activity.

Virginia Repertory Theatre  
114 W. Broad St.  
Richmond, Virginia 23220

virginiarep.org  
(804) 282-2620  
contact@virginiarep.org

Virginia Rep Presents...

## Hiawatha

Book by Scott Wichmann, Music by  
Jason Marks

Virginia Repertory Theatre  
Bruce C. Miller, Artistic Director  
Phil Whiteway, Managing Director

This study guide and the text contained therein are the property of Virginia Repertory Theatre. Photocopying of the study guide is permitted. Any other use of the contents must be accompanied by the phrase, "Text used with permission from Virginia Repertory Theatre, Richmond, VA."

© Virginia Repertory Theatre, 2015

## Theater Etiquette



### **Clap, but know when to do so.**

You should clap after a play, act, or song, or right before intermission. If you loved the show, you can give a "standing ovation" at the end. That's when you stand up while applauding.

### **It's quiet time (sort of).**

If the play makes you laugh or cry, that is fine, but you can chat with your friends afterwards. Be respectful and quiet so the actors can focus on their roles. Being quiet allows the rest of the audience to concentrate on the play.

# Behind the Curtains

Many people with different skills and talents work together to make a production such as *Hiawatha* come to life. Can you match these theater jobs with their descriptions?

## set designer

a person who plays a role or character in stage plays, motion pictures, television broadcasts, etc.

## playwright

a person who creates the look of each character by designing clothes and accessories the actors will wear in performance.

## stage manager

this person's job is to pull together all the pieces and parts of a play – the script, actors, set, costumes, lighting and sound, and music to create a production.

## actor

this job focuses on using light to create effects that match the mood of various scenes in a performance.

## costume designer

this person is a writer of scripts for plays. The script tells a story through the actions and words of the characters.

## lighting designer

this person creates the physical surroundings of a play, including any scenery, furniture, or props used throughout the play.

## director

this person helps the director and helps organize the actors, designers, stage crew, and technicians throughout the production of a play.